



Winton Motor Raceway

Round 2 : March 12 - 14



ASBK.COM.AU f t i y

Date: 12/03/21
 Event: P17
 Weather: Partly cloudy - Temp: 30.2C
 Track: Dry - Temp: 41.6C

Practice 3

Started at: 16:44:39
 Laps: 15 Min
 Starters: 19
 Printed at: 17:20

CLASSIFICATION

Pos	No	Name	Machine	Fastest Lap	On Lap	Behind Leader	Behind Prev	Top Speed
1	26	Cameron SWAIN (QLD) / bLU cRU Yamaha / FIM Oceania / Motul / MA / Pirelli / Ricondi / AGV	Yamaha YZF-R15	1:43.737	9 of 9			124
2	65	Nate O'NEILL (QLD) / bLU cRU Yamaha / FIM Oceania / Motul / MA / Pirelli / Ricondi / AGV	Yamaha YZF-R15	1:44.380	5 of 9	.643	.643	124
3	29	Hayden NELSON (NSW) / bLU cRU Yamaha / FIM Oceania / Motul / MA / Pirelli / Ricondi / AGV	Yamaha YZF-R15	1:44.747	7 of 7	1.010	.367	121
4	27	Toby JAMES (VIC) / bLU cRU Yamaha / FIM Oceania / Motul / MA / Pirelli / Ricondi / AGV	Yamaha YZF-R15	1:46.447	9 of 9	2.710	1.700	120
5	35	Varis FLEMING (VIC) / bLU cRU Yamaha / FIM Oceania / Motul / MA / Pirelli / Ricondi / AGV	Yamaha YZF-R15	1:47.148	5 of 8	3.411	.701	124
6	41	Hudson THOMPSON (NSW) / bLU cRU Yamaha / FIM Oceania / Motul / MA / Pirelli / Ricondi / AGV	Yamaha YZF-R15	1:47.150	7 of 7	3.413	.002	123
7	72	Levi RUSSO (NSW) / bLU cRU Yamaha / FIM Oceania / Motul / MA / Pirelli / Ricondi / AGV	Yamaha YZF-R15	1:47.309	7 of 8	3.572	.159	122
8	42	Riley NAUTA (QLD) / bLU cRU Yamaha / FIM Oceania / Motul / MA / Pirelli / Ricondi / AGV	Yamaha YZF-R15	1:48.048	3 of 8	4.311	.739	124
9	14	Harrison WATTS (QLD) / bLU cRU Yamaha / FIM Oceania / Motul / MA / Pirelli / Ricondi / AGV	Yamaha YZF-R15	1:48.061	7 of 8	4.324	.013	125
10	68	Ryan LARKIN (VIC) / bLU cRU Yamaha / FIM Oceania / Motul / MA / Pirelli / Ricondi / AGV	Yamaha YZF-R15	1:48.619	2 of 6	4.882	.558	121
11	66	Lachlan MOODY (QLD) / bLU cRU Yamaha / FIM Oceania / Motul / MA / Pirelli / Ricondi / AGV	Yamaha YZF-R15	1:49.605	7 of 8	5.868	.986	122
12	93	Tate McCLURE (VIC) / bLU cRU Yamaha / FIM Oceania / Motul / MA / Pirelli / Ricondi / AGV	Yamaha YZF-R15	1:50.977	8 of 8	7.240	1.372	120
13	13	Marcus HAMOD (NSW) / bLU cRU Yamaha / FIM Oceania / Motul / MA / Pirelli / Ricondi / AGV	Yamaha YZF-R15	1:51.271	5 of 8	7.534	.294	119
14	48	Valentino KNEZOVIC (NSW) / bLU cRU Yamaha / FIM Oceania / Motul / MA / Pirelli / Ricondi / AGV	Yamaha YZF-R15	1:51.914	6 of 8	8.177	.643	121
15	12	Nikolas LAKUSIC (QLD) / bLU cRU Yamaha / FIM Oceania / Motul / MA / Pirelli / Ricondi / AGV	Yamaha YZF-R15	1:52.690	7 of 8	8.953	.776	121
16	46	William HUNT (NSW) / bLU cRU Yamaha / FIM Oceania / Motul / MA / Pirelli / Ricondi / AGV	Yamaha YZF-R15	1:52.848	8 of 8	9.111	.158	119
17	33	Jack FAVELLE (NSW) / bLU cRU Yamaha / FIM Oceania / Motul / MA / Pirelli / Ricondi / AGV	Yamaha YZF-R15	1:53.592	6 of 8	9.855	.744	118
18	40	Oliver SKINNER (TAS) / bLU cRU Yamaha / FIM Oceania / Motul / MA / Pirelli / Ricondi / AGV	Yamaha YZF-R15	1:59.322	4 of 7	15.585	5.730	118
19	18	Elijah ANDREW (NSW) / bLU cRU Yamaha / FIM Oceania / Motul / MA / Pirelli / Ricondi / AGV	Yamaha YZF-R15	2:03.464	6 of 7	19.727	4.142	120

Scott Lang
 Chief Timekeeper - Scott Lang

Tom Williams
 Race Director - Tom Williams

Paul Hinds
 Clerk of Course - Paul Hinds



www.computime.com.au
 COMPUTIME RACE TIMING SYSTEMS PTY LTD





Winton Motor Raceway

Round 2 : March 12 - 14



ASBK.COM.AU f t i y

Date: 12/03/21
 Event: P17
 Weather: Partly cloudy - Temp: 30.2C
 Track: Dry - Temp: 41.6C

Practice 3

Started at: 16:44:39
 Laps: 15 Min
 Starters: 19
 Printed at: 17:20

LAP TIMES

No	Name	Lap 1	Lap 2	Lap 3	Lap 4	Lap 5	Lap 6	Lap 7	Lap 8	Lap 9
41	Hudson THOMPSON (NSW)	1:59.700	1:48.789	3:39.157	1:54.518	1:50.088	1:47.288	1:47.150		
29	Hayden NELSON (NSW)	2:09.412	2:03.236	2:03.500	1:53.524	1:44.941	1:46.080	1:44.747		
65	Nate O'NEILL (QLD)	1:52.982	1:45.523	1:44.712	1:45.206	1:44.380	1:44.853	1:44.919	1:45.584	1:44.968
72	Levi RUSSO (NSW)	1:52.980	1:48.167	1:48.731	1:47.793	1:48.443	1:47.485	1:47.309	1:47.884	
14	Harrison WATTS (QLD)	1:55.702	1:49.812	1:50.959	1:48.696	1:49.963	1:50.989	1:48.061	1:48.083	
42	Riley NAUTA (QLD)	2:00.991	1:48.948	1:48.048	1:51.777	1:51.690	1:54.196	1:53.652	1:48.056	
33	Jack FAVELLE (NSW)	2:00.521	1:56.401	1:55.217	1:55.208	1:54.667	1:53.592	1:54.791	1:54.400	
12	Nikolas LAKUSIC (QLD)	2:00.327	1:54.541	1:54.356	1:53.799	1:54.113	1:52.871	1:52.690	1:53.246	
26	Cameron SWAIN (QLD)	1:50.634	1:44.993	1:45.651	1:45.157	1:44.571	1:44.306	1:44.138	1:43.953	1:43.737
40	Oliver SKINNER (TAS)	2:06.562	1:59.702	2:00.828	1:59.322	1:59.797	2:00.678	2:01.691		
66	Lachlan MOODY (QLD)	2:02.304	1:51.342	1:50.023	1:50.991	1:50.359	1:50.017	1:49.605	1:52.270	
18	Elijah ANDREW (NSW)	2:16.133	2:03.532	2:04.607	2:04.182	2:04.324	2:03.464	2:05.251		
27	Toby JAMES (VIC)	1:54.520	1:49.207	1:47.321	1:46.685	1:49.035	1:46.797	1:52.038	1:47.641	1:46.447
48	Valentino KNEZOVIC (NSW)	2:01.984	1:56.073	1:55.645	1:54.255	1:54.001	1:51.914	1:53.713	1:53.754	
35	Varis FLEMING (VIC)	1:56.230	1:49.512	1:48.597	1:49.568	1:47.148	1:49.774	1:47.573	1:47.674	
46	William HUNT (NSW)	2:01.292	1:54.710	1:53.426	1:53.067	1:52.849	1:53.041	1:56.305	1:52.848	
68	Ryan LARKIN (VIC)	1:55.881	1:48.619	2:17.179	1:50.303	1:50.828	1:49.369			
13	Marcus HAMOD (NSW)	2:01.013	1:55.371	1:53.403	1:52.979	1:51.271	1:52.652	1:52.589	1:53.129	
93	Tate McCLURE (VIC)	2:02.954	1:52.604	1:52.486	1:51.804	1:52.066	1:53.125	1:53.060	1:50.977	

Scott Lang
 Chief Timekeeper - Scott Lang

Tom Williams
 Race Director - Tom Williams

Paul Hinds
 Clerk of Course - Paul Hinds



www.computime.com.au
 COMPUTIME RACE TIMING SYSTEMS PTY LTD





Winton Motor Raceway

Round 2 : March 12 - 14



ASBK.COM.AU f t i y

OCEANIA JUNIOR CUP

Practice 3

Date: 12/03/21
 Event: P17
 Weather: Partly cloudy - Temp: 30.2C
 Track: Dry - Temp: 41.6C

Started at: 16:44:39
 Laps: 15 Min
 Starters: 19
 Printed at: 17:20

SPLIT TIMES

Lap	Split 1	Split 2	Split 3	Split 4	Lap Time	Spd	Lap	Split 1	Split 2	Split 3	Split 4	Lap Time	Spd
41 Hudson THOMPSON (NSW) (6th)							14 Harrison WATTS (QLD) (9th)						
1	20.938	19.602	40.774	38.386	1:59.700 P		1	21.316	18.923	37.533	37.930	1:55.702 P	
2	15.916	18.103	36.940	37.830	1:48.789	121	2	15.673	18.373	37.801	37.965	1:49.812	122
3	15.738	17.780	48.934	2:16.705	3:39.157	120	3	15.628	18.599	38.578	38.154	1:50.959	121
4	21.958	18.569	36.734	37.257	1:54.518 P		4	16.006	18.117	36.869	37.704	1:48.696	118
5	15.626	19.978	37.004	37.480	1:50.088	121	5	17.245	18.235	36.618	37.865	1:49.963	119
6	15.745	<u>17.743</u>	36.558	37.242	1:47.288	123	6	15.810	20.259	37.086	37.834	1:50.989	120
7	<u>15.585</u>	18.006	<u>36.353</u>	<u>37.206</u>	<u>1:47.150</u>	120	7	16.506	<u>17.792</u>	36.399	<u>37.364</u>	<u>1:48.061</u>	120
							8	<u>15.582</u>	18.204	<u>36.097</u>	38.200	1:48.083	125
29 Hayden NELSON (NSW) (3rd)							42 Riley NAUTA (QLD) (8th)						
1	23.999	20.852	44.591	39.970	2:09.412 P		1	20.993	20.294	41.570	38.134	2:00.991 P	
2	16.598	19.630	47.045	39.963	2:03.236	115	2	15.862	18.123	37.371	37.592	1:48.948	123
3	16.568	21.479	46.066	39.387	2:03.500	118	3	15.721	18.086	36.655	37.586	<u>1:48.048</u>	122
4	16.595	19.194	39.314	38.421	1:53.524	116	4	15.672	18.311	38.583	39.211	1:51.777	121
5	<u>15.299</u>	<u>17.277</u>	35.518	36.847	1:44.941	121	5	16.537	18.955	38.342	37.856	1:51.690	119
6	15.345	18.212	36.067	36.456	1:46.080	120	6	<u>15.612</u>	<u>17.951</u>	38.182	42.451	1:54.196	121
7	15.300	17.656	<u>35.514</u>	<u>36.277</u>	<u>1:44.747</u>	121	7	17.681	21.041	37.033	37.897	1:53.652	119
							8	15.915	18.391	<u>36.349</u>	<u>37.401</u>	1:48.056	124
65 Nate O'NEILL (QLD) (2nd)							33 Jack FAVELLE (NSW) (17th)						
1	19.812	17.385	38.992	36.793	1:52.982 P		1	20.816	19.711	39.755	40.239	2:00.521 P	
2	15.351	17.695	35.972	36.505	1:45.523	120	2	16.626	<u>19.321</u>	40.482	39.972	1:56.401	118
3	15.402	17.396	35.739	<u>36.175</u>	1:44.712	120	3	16.914	19.548	39.119	39.636	1:55.217	116
4	15.243	17.151	35.641	37.171	1:45.206	124	4	16.689	19.506	39.465	39.548	1:55.208	116
5	<u>15.242</u>	<u>16.966</u>	35.786	36.386	<u>1:44.380</u>	119	5	16.750	19.428	38.977	39.512	1:54.667	116
6	<u>15.242</u>	17.018	35.941	36.652	1:44.853	120	6	16.628	19.458	<u>38.096</u>	39.410	<u>1:53.592</u>	117
7	15.329	17.082	35.675	36.833	1:44.919	121	7	<u>16.404</u>	20.204	38.972	39.211	1:54.791	117
8	15.628	17.705	<u>35.628</u>	36.623	1:45.584	120	8	16.484	19.684	39.162	<u>39.070</u>	1:54.400	117
9	15.356	17.130	35.875	36.607	1:44.968	119							
72 Levi RUSSO (NSW) (7th)							12 Nikolas LAKUSIC (QLD) (15th)						
1	20.184	18.317	37.192	37.287	1:52.980 P		1	21.763	19.657	39.546	39.361	2:00.327 P	
2	<u>15.756</u>	17.991	37.221	<u>37.199</u>	1:48.167	122	2	16.762	19.314	39.376	39.089	1:54.541	118
3	16.020	18.046	37.144	37.521	1:48.731	121	3	16.798	19.278	39.262	39.018	1:54.356	120
4	16.086	17.837	36.642	37.228	1:47.793	119	4	16.773	18.986	39.274	38.766	1:53.799	118
5	15.980	17.842	37.350	37.271	1:48.443	121	5	16.768	19.422	39.183	38.740	1:54.113	119
6	16.032	17.868	36.259	37.326	1:47.485	120	6	16.538	19.118	38.848	38.367	1:52.871	119
7	15.823	<u>17.744</u>	<u>36.028</u>	37.714	<u>1:47.309</u>	122	7	16.544	19.291	<u>38.575</u>	<u>38.280</u>	<u>1:52.690</u>	120
8	15.826	18.057	36.568	37.433	1:47.884	122							

Scott Laing
 Chief Timekeeper - Scott Laing

Tom Williams
 Race Director - Tom Williams

Paul Hinds
 Clerk of Course - Paul Hinds





Winton Motor Raceway

Round 2 : March 12 - 14



ASBK.COM.AU f t i y

Practice 3

Date: 12/03/21
 Event: P17
 Weather: Partly cloudy - Temp: 30.2C
 Track: Dry - Temp: 41.6C

Started at: 16:44:39
 Laps: 15 Min
 Starters: 19
 Printed at: 17:21

SPLIT TIMES

Lap	Split 1	Split 2	Split 3	Split 4	Lap Time	Spd	Lap	Split 1	Split 2	Split 3	Split 4	Lap Time	Spd
8	16.419	18.781	39.099	38.947	1:53.246	121	6	18.112	21.091	43.077	41.184	2:03.464	119
							7	18.081	21.715	43.332	42.123	2:05.251	120
26 Cameron SWAIN (QLD) (1st)							27 Toby JAMES (VIC) (4th)						
1	19.752	17.370	36.008	37.504	1:50.634 P		1	22.021	17.975	36.738	37.786	1:54.520 P	
2	15.653	17.027	35.990	36.323	1:44.993	122	2	16.481	18.140	37.030	37.556	1:49.207	119
3	15.118	16.921	36.364	37.248	1:45.651	124	3	15.505	17.809	36.415	37.592	1:47.321	119
4	15.495	16.880	36.171	36.611	1:45.157	121	4	15.753	17.619	35.936	37.377	1:46.685	117
5	15.328	17.117	35.525	36.601	1:44.571	121	5	17.146	18.137	36.289	37.463	1:49.035	120
6	15.171	16.890	35.727	36.518	1:44.306	121	6	15.692	17.663	35.980	37.462	1:46.797	118
7	15.152	17.005	35.610	36.371	1:44.138	121	7	15.676	19.612	39.041	37.709	1:52.038	118
8	15.087	16.999	35.551	36.316	1:43.953	123	8	15.621	18.245	36.366	37.409	1:47.641	119
9	15.111	16.925	35.480	36.221	1:43.737	121	9	15.570	17.517	36.048	37.312	1:46.447	119
40 Oliver SKINNER (TAS) (18th)							48 Valentino KNEZOVIC (NSW) (14th)						
1	23.072	20.505	41.359	41.626	2:06.562 P		1	21.569	20.340	40.241	39.834	2:01.984 P	
2	17.349	19.932	41.239	41.182	1:59.702	116	2	16.886	19.325	39.615	40.247	1:56.073	117
3	17.663	20.369	41.169	41.627	2:00.828	115	3	16.806	19.011	40.193	39.635	1:55.645	120
4	17.259	20.149	40.860	41.054	1:59.322	116	4	16.735	19.277	38.974	39.269	1:54.255	118
5	17.400	20.185	41.307	40.905	1:59.797	116	5	16.532	18.961	39.057	39.451	1:54.001	118
6	17.476	20.430	41.135	41.637	2:00.678	117	6	16.160	18.727	38.226	38.801	1:51.914	119
7	17.319	20.968	41.250	42.154	2:01.691	118	7	16.341	19.570	38.991	38.811	1:53.713	121
							8	16.684	19.295	38.877	38.898	1:53.754	119
66 Lachlan MOODY (QLD) (11th)							35 Varis FLEMING (VIC) (5th)						
1	22.696	20.579	39.765	39.264	2:02.304 P		1	20.028	18.126	40.026	38.050	1:56.230 P	
2	16.413	18.776	37.769	38.384	1:51.342	115	2	15.995	17.618	38.414	37.485	1:49.512	118
3	16.192	18.211	37.072	38.548	1:50.023	116	3	15.663	18.100	36.924	37.910	1:48.597	122
4	16.210	18.715	37.489	38.577	1:50.991	116	4	15.809	17.623	38.350	37.786	1:49.568	120
5	16.131	18.538	37.012	38.678	1:50.359	119	5	15.987	17.705	36.263	37.193	1:47.148	119
6	16.128	18.496	37.164	38.229	1:50.017	118	6	15.640	19.273	37.244	37.617	1:49.774	123
7	15.899	18.931	37.103	37.672	1:49.605	119	7	15.988	17.740	36.622	37.223	1:47.573	120
8	16.318	18.863	38.234	38.855	1:52.270	122	8	15.691	17.772	36.665	37.546	1:47.674	124
18 Elijah ANDREW (NSW) (19th)							46 William HUNT (NSW) (16th)						
1	25.767	22.278	45.307	42.781	2:16.133 P		1	22.113	19.709	39.470	40.000	2:01.292 P	
2	18.531	21.399	42.969	40.633	2:03.532	118	2	16.493	19.557	39.025	39.635	1:54.710	116
3	18.633	21.167	43.539	41.268	2:04.607	118	3	16.274	19.207	38.677	39.268	1:53.426	119
4	17.660	20.939	42.909	42.674	2:04.182	119							
5	18.158	21.417	42.780	41.969	2:04.324	119							

Scott Laing
 Chief Timekeeper - Scott Laing

Tom Williams
 Race Director - Tom Williams

Paul Hinds
 Clerk of Course - Paul Hinds





Winton Motor Raceway

Round 2 : March 12 - 14



ASBK.COM.AU f t i y

Date: 12/03/21
 Event: P17
 Weather: Partly cloudy - Temp: 30.2C
 Track: Dry - Temp: 41.6C

Practice 3

Started at: 16:44:39
 Laps: 15 Min
 Starters: 19
 Printed at: 17:21

SPLIT TIMES

Lap	Split 1	Split 2	Split 3	Split 4	Lap Time	Spd	Lap	Split 1	Split 2	Split 3	Split 4	Lap Time	Spd
4	16.396	18.830	38.507	39.334	1:53.067	118	4	16.686	19.120	38.280	38.893	1:52.979	116
5	16.394	18.969	38.130	39.356	1:52.849	119	5	16.006	18.641	38.256	38.368	1:51.271	117
6	16.188	18.866	38.148	39.839	1:53.041	118	6	15.856	18.742	39.012	39.042	1:52.652	119
7	18.451	20.765	37.789	39.300	1:56.305	119	7	15.895	19.404	38.468	38.822	1:52.589	118
8	16.265	18.910	38.566	39.107	1:52.848	119	8	15.846	18.680	39.527	39.076	1:53.129	118
68 Ryan LARKIN (VIC) (10th)							93 Tate McCLURE (VIC) (12th)						
1	21.274	18.522	37.956	38.129	1:55.881 P		1	22.161	20.037	41.310	39.446	2:02.954 P	
2	16.589	17.871	36.975	37.184	1:48.619	118	2	16.365	18.632	38.528	39.079	1:52.604	118
3	15.863	42.638	40.365	38.313	2:17.179	120	3	16.335	18.559	38.589	39.003	1:52.486	117
4	16.067	18.150	38.263	37.823	1:50.303	119	4	16.077	18.133	38.684	38.910	1:51.804	116
5	16.167	18.331	38.477	37.853	1:50.828	121	5	16.038	18.646	38.225	39.157	1:52.066	119
6	15.925	18.052	37.945	37.447	1:49.369	120	6	16.289	18.698	38.284	39.854	1:53.125	120
							7	17.389	19.034	37.904	38.733	1:53.060	120
							8	16.252	18.625	37.132	38.968	1:50.977	116
13 Marcus HAMOD (NSW) (13th)													
1	20.440	20.184	40.320	40.069	2:01.013 P								
2	16.499	19.407	39.660	39.805	1:55.371	116							
3	16.196	18.496	39.441	39.270	1:53.403	116							

Scott Lang
 Chief Timekeeper - Scott Lang

Tom Williams
 Race Director - Tom Williams

Paul Hinds
 Clerk of Course - Paul Hinds



www.computime.com.au
 COMPUTIME RACE TIMING SYSTEMS PTY LTD





Winton Motor Raceway

Round 2 : March 12 - 14



ASBK.COM.AU f t i y

Date: 12/03/21
 Event: P17
 Weather: Partly cloudy - Temp: 30.2C
 Track: Dry - Temp: 41.6C

Practice 3

Started at: 16:44:39
 Laps: 15 Min
 Starters: 19
 Printed at: 17:21

FASTEST LAPS SEQUENCE

Race Time	No	Name	Machine	Fastest Lap	On Lap
2:21.873	68	Ryan LARKIN (VIC)	Yamaha YZF-R15	1:55.881	1
2:21.946	27	Toby JAMES (VIC)	Yamaha YZF-R15	1:54.520	1
2:28.349	65	Nate O'NEILL (QLD)	Yamaha YZF-R15	1:52.982	1
2:29.387	72	Levi RUSSO (NSW)	Yamaha YZF-R15	1:52.980	1
2:44.677	26	Cameron SWAIN (QLD)	Yamaha YZF-R15	1:50.634	1
4:10.492	68	Ryan LARKIN (VIC)	Yamaha YZF-R15	1:48.619	2
4:13.872	65	Nate O'NEILL (QLD)	Yamaha YZF-R15	1:45.523	2
4:29.670	26	Cameron SWAIN (QLD)	Yamaha YZF-R15	1:44.993	2
5:58.584	65	Nate O'NEILL (QLD)	Yamaha YZF-R15	1:44.712	3
9:28.170	65	Nate O'NEILL (QLD)	Yamaha YZF-R15	1:44.380	5
11:29.355	26	Cameron SWAIN (QLD)	Yamaha YZF-R15	1:44.306	6
13:13.493	26	Cameron SWAIN (QLD)	Yamaha YZF-R15	1:44.138	7
14:57.446	26	Cameron SWAIN (QLD)	Yamaha YZF-R15	1:43.953	8
16:41.183	26	Cameron SWAIN (QLD)	Yamaha YZF-R15	1:43.737	9

Scott Laing
 Chief Timekeeper - Scott Laing

Tom Williams
 Race Director - Tom Williams

Paul Hinds
 Clerk of Course - Paul Hinds



www.computime.com.au
 COMPUTIME RACE TIMING SYSTEMS PTY LTD





Winton Motor Raceway

Round 2 : March 12 - 14



ASBK.COM.AU f t i y

Date: 12/03/21
 Event: P17
 Weather: Partly cloudy - Temp: 30.2C
 Track: Dry - Temp: 41.6C

Practice 3

Started at: 16:44:39
 Laps: 15 Min
 Starters: 19
 Printed at: 17:21

BEST PARTIAL TIMES

Pos	Split 1		Split 2		Split 3		Split 4		LAP		Ideal	Fastest
	Name	Time	Name	Time	Name	Time	Name	Time	Name			
1	C. SWAIN	15.087	C. SWAIN	16.880	C. SWAIN	35.480	N. O'NEILL	36.175	C. SWAIN	1:43.668	1:43.737	
2	N. O'NEILL	15.242	N. O'NEILL	16.966	H. NELSON	35.514	C. SWAIN	36.221	N. O'NEILL	1:44.011	1:44.380	
3	H. NELSON	15.299	H. NELSON	17.277	N. O'NEILL	35.628	H. NELSON	36.277	H. NELSON	1:44.367	1:44.747	
4	T. JAMES	15.505	T. JAMES	17.517	T. JAMES	35.936	R. LARKIN	37.184	T. JAMES	1:46.270	1:46.447	
5	H. WATTS	15.582	V. FLEMING	17.618	L. RUSSO	36.028	V. FLEMING	37.193	V. FLEMING	1:46.714	1:47.148	
6	H. THOMPSON	15.585	H. THOMPSON	17.743	H. WATTS	36.097	L. RUSSO	37.199	L. RUSSO	1:46.727	1:47.309	
7	R. NAUTA	15.612	L. RUSSO	17.744	V. FLEMING	36.263	H. THOMPSON	37.206	H. WATTS	1:46.835	1:48.061	
8	V. FLEMING	15.640	H. WATTS	17.792	R. NAUTA	36.349	T. JAMES	37.312	H. THOMPSON	1:46.887	1:47.150	
9	L. RUSSO	15.756	R. LARKIN	17.871	H. THOMPSON	36.353	H. WATTS	37.364	R. NAUTA	1:47.313	1:48.048	
10	R. LARKIN	15.833	R. NAUTA	17.951	R. LARKIN	36.975	R. NAUTA	37.401	R. LARKIN	1:47.863	1:48.619	
11	M. HAMOD	15.846	T. McCLURE	18.133	L. MOODY	37.012	L. MOODY	37.672	L. MOODY	1:48.794	1:49.605	
12	L. MOODY	15.899	L. MOODY	18.211	T. McCLURE	37.132	N. LAKUSIC	38.280	T. McCLURE	1:50.036	1:50.977	
13	T. McCLURE	16.038	M. HAMOD	18.496	W. HUNT	37.789	M. HAMOD	38.368	M. HAMOD	1:50.966	1:51.271	
14	V. KNEZOVIC	16.160	V. KNEZOVIC	18.727	J. FAVELLE	38.096	T. McCLURE	38.733	W. HUNT	1:51.914	1:52.848	
15	W. HUNT	16.188	N. LAKUSIC	18.781	V. KNEZOVIC	38.226	V. KNEZOVIC	38.801	V. KNEZOVIC	1:51.914	1:51.914	
16	J. FAVELLE	16.404	W. HUNT	18.830	M. HAMOD	38.256	J. FAVELLE	39.070	N. LAKUSIC	1:52.055	1:52.690	
17	N. LAKUSIC	16.419	J. FAVELLE	19.321	N. LAKUSIC	38.575	W. HUNT	39.107	J. FAVELLE	1:52.891	1:53.592	
18	O. SKINNER	17.259	O. SKINNER	19.932	O. SKINNER	40.860	E. ANDREW	40.633	O. SKINNER	1:58.956	1:59.322	
19	E. ANDREW	17.660	E. ANDREW	20.939	E. ANDREW	42.780	O. SKINNER	40.905	E. ANDREW	2:02.012	2:03.464	

Scott Lang
 Chief Timekeeper - Scott Lang

Tom Williams
 Race Director - Tom Williams

Paul Hinds
 Clerk of Course - Paul Hinds



www.computime.com.au
 COMPUTIME RACE TIMING SYSTEMS PTY LTD





Winton Motor Raceway

Round 2 : March 12 - 14



OCEANIA JUNIOR CUP Combined Practices



ASBK.COM.AU f t i y

MERGED CLASSIFICATION

Date: 12/03/21

Printed at: 17:21

Pos	No	Name	Machine	Event P06	Event P12	Event P17	Fastest Lap
1	29	Hayden NELSON (NSW) / bLU cRU Yamaha / FIM Oceania / Motul / MA / Pirelli / Ricondi / AGV	Yamaha YZF-R15	1:46.402	1:42.719	1:44.747	1:42.719
2	26	Cameron SWAIN (QLD) / bLU cRU Yamaha / FIM Oceania / Motul / MA / Pirelli / Ricondi / AGV	Yamaha YZF-R15	1:44.662	1:44.545	1:43.737	1:43.737
3	65	Nate O'NEILL (QLD) / bLU cRU Yamaha / FIM Oceania / Motul / MA / Pirelli / Ricondi / AGV	Yamaha YZF-R15	1:45.876	1:45.036	1:44.380	1:44.380
4	27	Toby JAMES (VIC) / bLU cRU Yamaha / FIM Oceania / Motul / MA / Pirelli / Ricondi / AGV	Yamaha YZF-R15	1:47.367	1:46.223	1:46.447	1:46.223
5	41	Hudson THOMPSON (NSW) / bLU cRU Yamaha / FIM Oceania / Motul / MA / Pirelli / Ricondi / AGV	Yamaha YZF-R15	1:48.013	1:46.340	1:47.150	1:46.340
6	14	Harrison WATTS (QLD) / bLU cRU Yamaha / FIM Oceania / Motul / MA / Pirelli / Ricondi / AGV	Yamaha YZF-R15	1:50.936	1:46.781	1:48.061	1:46.781
7	68	Ryan LARKIN (VIC) / bLU cRU Yamaha / FIM Oceania / Motul / MA / Pirelli / Ricondi / AGV	Yamaha YZF-R15	1:46.796	1:47.971	1:48.619	1:46.796
8	35	Varis FLEMING (VIC) / bLU cRU Yamaha / FIM Oceania / Motul / MA / Pirelli / Ricondi / AGV	Yamaha YZF-R15	1:48.581	1:46.915	1:47.148	1:46.915
9	72	Levi RUSSO (NSW) / bLU cRU Yamaha / FIM Oceania / Motul / MA / Pirelli / Ricondi / AGV	Yamaha YZF-R15	1:53.394	1:48.316	1:47.309	1:47.309
10	93	Tate McCLURE (VIC) / bLU cRU Yamaha / FIM Oceania / Motul / MA / Pirelli / Ricondi / AGV	Yamaha YZF-R15	1:47.804	1:48.719	1:50.977	1:47.804
11	42	Riley NAUTA (QLD) / bLU cRU Yamaha / FIM Oceania / Motul / MA / Pirelli / Ricondi / AGV	Yamaha YZF-R15	1:50.120	1:49.980	1:48.048	1:48.048
12	66	Lachlan MOODY (QLD) / bLU cRU Yamaha / FIM Oceania / Motul / MA / Pirelli / Ricondi / AGV	Yamaha YZF-R15	1:53.812	1:50.827	1:49.605	1:49.605
13	13	Marcus HAMOD (NSW) / bLU cRU Yamaha / FIM Oceania / Motul / MA / Pirelli / Ricondi / AGV	Yamaha YZF-R15	1:50.241	1:50.089	1:51.271	1:50.089
14	48	Valentino KNEZOVIC (NSW) / bLU cRU Yamaha / FIM Oceania / Motul / MA / Pirelli / Ricondi / AGV	Yamaha YZF-R15	1:54.508	1:53.676	1:51.914	1:51.914
15	12	Nikolas LAKUSIC (QLD) / bLU cRU Yamaha / FIM Oceania / Motul / MA / Pirelli / Ricondi / AGV	Yamaha YZF-R15	1:54.719	1:55.432	1:52.690	1:52.690
16	46	William HUNT (NSW) / bLU cRU Yamaha / FIM Oceania / Motul / MA / Pirelli / Ricondi / AGV	Yamaha YZF-R15	1:57.758	1:53.659	1:52.848	1:52.848
17	33	Jack FAVELLE (NSW) / bLU cRU Yamaha / FIM Oceania / Motul / MA / Pirelli / Ricondi / AGV	Yamaha YZF-R15	2:01.456	1:55.065	1:53.592	1:53.592
18	40	Oliver SKINNER (TAS) / bLU cRU Yamaha / FIM Oceania / Motul / MA / Pirelli / Ricondi / AGV	Yamaha YZF-R15	2:00.509	2:00.090	1:59.322	1:59.322
19	18	Elijah ANDREW (NSW) / bLU cRU Yamaha / FIM Oceania / Motul / MA / Pirelli / Ricondi / AGV	Yamaha YZF-R15	2:11.317	2:06.201	2:03.464	2:03.464

Scott Lang
Chief Timekeeper - Scott Lang

Tom Williams
Race Director - Tom Williams

Paul Hinds
Clerk of Course - Paul Hinds



www.computime.com.au
COMPUTIME RACE TIMING SYSTEMS PTY LTD









Winton Motor Raceway

Round 2 : March 12 - 14



ASBK.COM.AU    


Date: 12/03/21
Event: P17
Weather: Partly cloudy - Temp: 30.2C
Track: Dry - Temp: 41.6C

Practice 3

Started at: 16:44:39
Laps: 15 Min
Starters: 19
Printed at: 17:21

RACE INFORMATION


Time	Description
16:44:39	Event Start
16:54:53	Track temps: Finish - 42.2 / Int 1 - 44.2 / Int 2 - 43.2 / Int 3 - 40.7
16:57:36	Rider 68 (Ryan LARKIN) CRASHED TURN 3 - RIDER UP
16:59:44	Chequered Flag
17:04:49	Event Finish



Chief Timekeeper - Scott Lang



Race Director - Tom Williams



Clerk of Course - Paul Hinds



www.computime.com.au
COMPUTIME RACE TIMING SYSTEMS PTY LTD

